

Synchronization in networks with multiple interaction layers

Charo I. del Genio,^{1,*} Jesús Gómez-Gardeñes,^{2,3} Ivan Bonamassa,⁴ and Stefano Boccaletti^{5,6}

¹*School of Life Sciences, University of Warwick, Coventry, CV4 7AL, UK*

²*Departamento de Física de la Materia Condensada, University of Zaragoza, 50009 Zaragoza, Spain*

³*Institute for Biocomputation and Physics of Complex Systems (BIFI), University of Zaragoza, 50018 Zaragoza, Spain*

⁴*Department of Physics, Bar-Ilan University, 52900 Ramat Gan, Israel*

⁵*CNR-Istituto dei Sistemi Complessi, Via Madonna del Piano, 10, 50019 Sesto Fiorentino, Italy*

⁶*Embassy of Italy in Israel, 25 Hamered Street, 68125 Tel Aviv, Israel*

(Dated: November 15, 2016)

The structure of many real-world systems is best captured by networks consisting of several interaction layers. Understanding how a multi-layered structure of connections affects the synchronization properties of dynamical systems evolving on top of it is a highly relevant endeavour in mathematics and physics, and has potential applications to several societally relevant topics, such as power grids engineering and neural dynamics. We propose a general framework to assess stability of the synchronized state in networks with multiple interaction layers, deriving a necessary condition that generalizes the Master Stability Function approach. We validate our method applying it to a network of Rössler oscillators with a double layer of interactions, and show that highly rich phenomenology emerges. This includes cases where the stability of synchronization can be induced even if both layers would have individually induced unstable synchrony, an effect genuinely due to the true multi-layer structure of the interactions amongst the units in the network.

PACS numbers: 89.75.Hc, 05.45.Xt, 87.18.Sn, 89.75.-k

I. INTRODUCTION

Network theory [1–9] has proved a fertile ground for the modeling of a multitude of complex systems. One of the main appeals of this approach lies in its power to identify universal properties in the structure of connections amongst the elementary units of a system [10–12]. In turn, this enables researchers to make quantitative predictions about the collective organization of a system at different length scales, ranging from the microscopic to the global scale [13–19].

As networks often support dynamical processes, the interplay between structure and the unfolding of collective phenomena has been the subject of numerous studies [20–22]. In fact, many relevant processes and their associated emergent phenomena, such as social dynamics [23], epidemic spreading [24], synchronization [25], and controllability [26], have been proved to depend significantly on the complexity of the underlying interaction backbone. Synchronization of systems of dynamical units is a particularly noteworthy topic, since synchronized states are at the core of the development of many coordinated tasks in natural and engineered systems [27–29]. Thus, in the past two decades, considerable attention has been paid to shed light on the role that network structure plays on the onset and stability of synchronized states [30–42].

In the last years, however, the limitations of the simple network paradigm have become increasingly evident, as the unprecedented availability of large data sets with ever-higher resolution level has revealed that real-world

systems can be seldom described by an isolated network. Several works have proved that mutual interactions between different complex systems cause the emergence of networks composed by multiple layers [43–46]. This way, nodes can be coupled according to different kinds of ties so that each of these interaction types defines an interaction layer. Examples of multilayer systems include social networks, in which individual people are linked and affiliated by different types of relations [47], mobility networks, in which individual nodes may be served by different means of transport [48, 49], and neural networks, in which the constituent neurons interact over chemical and ionic channels [50]. Multi-layer networks have thus become the natural framework to investigate new collective properties arising from the interconnection of different systems [51, 52]. The multi-layer studies of processes such as percolation [53–57], epidemics spreading [58–61], controllability [62], evolutionary games [63–66] and diffusion [67] have all evidenced a very different phenomenology from the one found on mono-layer structures. For example, while isolated scale-free networks are robust against random failures of nodes or edges [68], interdependent ones are instead very fragile [69]. Nonetheless, the interplay between multi-layer structure and dynamics remains, under several aspects, still unexplored and, in particular, the study of synchronization is still in its infancy [70–73].

Here, we present a general theory that fills this gap, and generalizes the celebrated Master Stability Function (MSF) approach in complex networks [30] to the realm of multi-layer complex systems. Our aim is to provide a full mathematical framework that allows one to evaluate the stability of a globally synchronized state for non-linear dynamical systems evolving in networks with multiple

*Electronic address: C.I.del-Genio@warwick.ac.uk

layers of interactions. To do this, we perform a linear stability analysis of the fully synchronized state of the interacting systems, and exploit the spectral properties of the graph Laplacians of each layer. The final result is a system of coupled linear ordinary differential equations for the evolution of the displacements of the network from its synchronized state. Our setting does not require (nor assume) special conditions concerning the structure of each single layer, except that the network is undirected and that the local and interaction dynamics are described by continuous and differentiable functions. Because of this, the evolutionary differential equations are non-variational. We validate our predictions in a network of chaotic Rössler oscillators with two layers of interactions featuring different topologies. We show that, even in this simple case, there is the possibility of inducing the overall stability of the complete synchronization manifold in regions of the phase diagram where each layer, taken individually, is known to be unstable.

II. RESULTS

A. The model

From the structural point of view, we consider a network composed of N nodes which interact via M different layers of connections, each layer having in general different links and representing a different kind of interactions among the units (see Fig. 1 for a schematic illustration of the case of $M = 2$ layers and $N = 7$ nodes). Notice that in our setting the nodes interacting in each layer are literally the same elements. Node i in layer 1 is precisely the same node as node i in layer 2, 3, or M . This contrasts with other works in which there is a one-to-one correspondence between nodes in different layers, but these represent potentially different states. The weights of the connections between nodes in layer α ($\alpha = 1, \dots, M$) are given by the elements of the matrix $\mathbf{W}^{(\alpha)}$, which is, therefore, the adjacency matrix of a weighted graph. The sum $q_i^\alpha = \sum_{j=1}^N W_{i,j}^{(\alpha)}$ ($i = 1, \dots, N$) of the weights of all the interactions of node i in layer α is the strength of the node in that layer.

Regarding the dynamics, each node represents a d -dimensional dynamical system. Thus, the state of node i is described by a vector \mathbf{x}_i with d components. The local dynamics of the nodes is captured by a set of differential equations of the form

$$\dot{\mathbf{x}}_i = \mathbf{F}(\mathbf{x}_i) ,$$

where the dot indicates time derivative and \mathbf{F} is an arbitrary C^1 -vector field. Similarly, the interaction in layer α is described by a continuous and differentiable vector field \mathbf{H}_α (different, in general, from layer to layer), possibly weighted by a layer-dependent coupling constant σ_α . We assume that the interactions between node i and node j are diffusive, i.e., that for each layer in which they are

connected, their coupling depends on the difference between \mathbf{H}_α evaluated on \mathbf{x}_j and \mathbf{x}_i . Then, the dynamics of the whole system is described by the following set of equations:

$$\dot{\mathbf{x}}_i = \mathbf{F}(\mathbf{x}_i) - \sum_{\alpha=1}^M \sigma_\alpha \sum_{j=1}^N L_{i,j}^{(\alpha)} \mathbf{H}_\alpha(\mathbf{x}_j) , \quad (1)$$

where $\mathbf{L}^{(\alpha)}$ is the graph Laplacian of layer α , whose elements are:

$$L_{i,j}^{(\alpha)} = \begin{cases} q_i^\alpha & \text{if } i = j , \\ -W_{i,j}^{(\alpha)} & \text{otherwise .} \end{cases} \quad (2)$$

Let us note that our treatment of this setting is valid for all possible choices of \mathbf{F} and \mathbf{H}_α , so long as they are C^1 , and for any particular undirected structure of the layers. This stands in contrast to other approaches to the study of the same equation set (1) proposed in prior works (and termed as dynamical hyper-networks), which, even though based on ingenious techniques such as simultaneous block-diagonalization, can be applied only to special cases like commuting Laplacians, unweighted and fully connected layers, and non-diffusive coupling [74], or cannot guarantee to always provide a satisfactory solution [75].

B. Stability of complete synchronization in networks with multiple layers of interactions

We are interested in assessing the stability of synchronized states, which means determining whether a system eventually returns to the synchronized solution after a

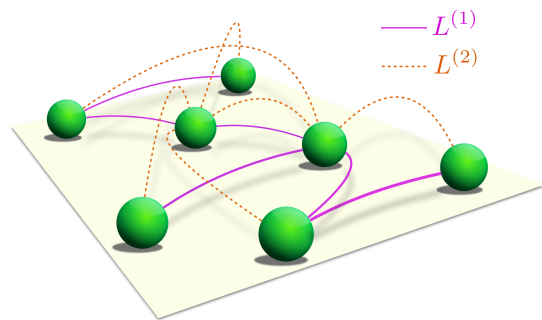


Figure 1: Schematic representation of a network with two layers of interaction. The two layers (corresponding here to solid violet and dashed orange links, respectively) are made of links of different type for the same nodes, such as different means of transport between two cities, or chemical and electric connections between neurons. Note that the layers are fully independent, in that they are described by two different Laplacians $\mathbf{L}^{(1)}$ and $\mathbf{L}^{(2)}$, so that the presence of a connection between two nodes in one layer does not affect their connection status in the other.

perturbation. For further details of the following derivations we refer to Materials and Methods.

First let us note that, since the Laplacians are zero-row-sum matrices, they all have a null eigenvalue, with corresponding eigenvector $N^{-1/2}(1, 1, \dots, 1)^T$, where T indicates transposition. This means that the general system of equations (1) always admits an invariant solution $\mathbf{S} \equiv \{\mathbf{x}_i(t) = \mathbf{s}(t), \forall i = 1, 2, \dots, N\}$, which defines the complete synchronization manifold in \mathbb{R}^{dN} .

As one does not need a very strong forcing to destroy synchronization in an unstable state, we aim at predicting the behavior of the system when the perturbation is small. Then, we first linearize Eqs. (1) around the synchronized manifold \mathbf{S} obtaining the equations ruling the evolution of the local and global synchronization errors $\delta\mathbf{x}_i \equiv \mathbf{x}_i - \mathbf{s}$ and $\delta\mathbf{X} \equiv (\delta\mathbf{x}_1, \delta\mathbf{x}_2, \dots, \delta\mathbf{x}_N)^T$:

$$\delta\dot{\mathbf{X}} = \left(\mathbf{1} \otimes J\mathbf{F}(\mathbf{s}) - \sum_{\alpha=1}^M \sigma_\alpha \mathbf{L}^{(\alpha)} \otimes J\mathbf{H}_\alpha(\mathbf{s}) \right) \delta\mathbf{X}, \quad (3)$$

where $\mathbf{1}$ is the N -dimensional identity matrix, \otimes denotes the Kronecker product, and J is the Jacobian operator.

Second, we spectrally decompose $\delta\mathbf{X}$ in the equation above, and project it onto the basis defined by the eigenvectors of one of the layers. The particular choice of layer is completely arbitrary, as the eigenvectors of the Laplacians of each layer form M equivalent bases of \mathbb{R}^N . In the following, to fix the ideas, we operate this projection onto the eigenvectors of $\mathbf{L}^{(1)}$. After some algebra, the system of equations (3) can be expressed as:

$$\dot{\boldsymbol{\eta}}_j = \left(J\mathbf{F}(\mathbf{s}) - \sigma_1 \lambda_j^{(1)} J\mathbf{H}_1(\mathbf{s}) \right) \boldsymbol{\eta}_j + \sum_{\alpha=2}^M \sigma_\alpha \sum_{k=2}^N \sum_{r=2}^N \lambda_r^{(\alpha)} \Gamma_{r,k}^{(\alpha)} \Gamma_{r,j}^{(\alpha)} J\mathbf{H}_\alpha(\mathbf{s}) \boldsymbol{\eta}_k, \quad (4)$$

for $j = 2, \dots, N$, where $\boldsymbol{\eta}_j$ is the vector coefficient of the eigendecomposition of $\delta\mathbf{X}$, $\lambda_r^{(\alpha)}$ is the r th eigenvalue of the Laplacian of layer α , sorted in non-decreasing order, and we have put $\Gamma^{(\alpha)} \equiv \mathbf{V}^{(\alpha)T} \mathbf{V}^{(1)}$, in which $\mathbf{V}^{(\alpha)}$ indicates the matrix of eigenvectors of the Laplacian of layer α . Note that to obtain this result, one must ensure that the Laplacian eigenvectors of each layer are orthonormal, a choice that is always possible because all the Laplacians are real symmetric matrices. Thus, the sums run from 2 rather than 1 because the first eigenvalue of the Laplacian, corresponding to $r = 1$, is always 0 for all layers, and the first eigenvector, to which all others are orthogonal, is common to all layers. Equation 4 is notable in that it includes prior results about systems with commuting Laplacians as a special case. In fact, if the Laplacians commute they can be simultaneously diagonalized by a common basis of eigenvectors. Thus, in this case, $\mathbf{V}^{(\alpha)} = \mathbf{V}^{(1)} \equiv \mathbf{V}$ for all α . In turn, this implies

that $\Gamma^{(\alpha)} = \mathbf{1}$ for all α , and Eq. 4 becomes

$$\begin{aligned} \dot{\boldsymbol{\eta}}_j &= \left(J\mathbf{F}(\mathbf{s}) - \sigma_1 \lambda_j^{(1)} J\mathbf{H}_1(\mathbf{s}) \right) \boldsymbol{\eta}_j + \\ &\quad - \sum_{\alpha=2}^M \sigma_\alpha \sum_{k=2}^N \sum_{r=2}^N \lambda_r^{(\alpha)} \delta_{r,k} \delta_{r,j} J\mathbf{H}_\alpha(\mathbf{s}) \boldsymbol{\eta}_k \\ &= \left(J\mathbf{F}(\mathbf{s}) - \sum_{\alpha=1}^M \sigma_\alpha \lambda_j^{(\alpha)} J\mathbf{H}_\alpha(\mathbf{s}) \right) \boldsymbol{\eta}_j, \end{aligned}$$

recovering an M -parameter variational form as in [74].

Notice that the stability of the synchronized state is completely specified by the maximum conditional Lyapunov exponent Λ , corresponding to the variation of the norm of $\boldsymbol{\Omega} \equiv (\boldsymbol{\eta}_2, \dots, \boldsymbol{\eta}_N)$. In fact, since $\boldsymbol{\Omega}$ will evolve on average as $|\boldsymbol{\Omega}|(t) \sim \exp(\Lambda t)$, the fully synchronized state will be stable against small perturbations only if $\Lambda < 0$.

C. Case study: networks of Rössler oscillators

To illustrate the predictive power of the framework described above, we apply it to a network of identical Rössler oscillators, with two layers of connections. Note that our method is fully general, and it can be applied to systems composed by any number of layers and containing oscillators of any dimensionality d . The particular choice of $M = 2$ and $d = 3$ for our example allows us to study a complex phenomenology, while retaining ease of illustration. The dynamics of the Rössler oscillators is described by $\dot{\mathbf{x}} = (-y - z, x + ay, b + (x - c)z)^T$, where we have put $x \equiv x_1$, $y \equiv x_2$ and $z \equiv x_3$. The parameters are fixed to the values $a = 0.2$, $b = 0.2$ and $c = 9$, which ensure that the local dynamics of each node is chaotic.

Considering each layer of connections individually, it is known that the choice of the function \mathbf{H} allows (for an ensemble of networked Rössler oscillators) the selection of one of the three classes of stability (see Materials and Methods for more details), which are:

- I: $\mathbf{H}(\mathbf{x}) = (0, 0, z)$, for which synchronization is always unstable.
- II: $\mathbf{H}(\mathbf{x}) = (0, y, 0)$, for which synchronization is stable only for $\sigma_\alpha \lambda_2^\alpha < 0.1445$.
- III: $\mathbf{H}(\mathbf{x}) = (x, 0, 0)$ for which synchronization is stable only for $0.181/\lambda_2^\alpha < \sigma_\alpha < 4.615/\lambda_2^\alpha$.

Because of the double layer structure, one can now combine together different classes of stability in the two layers, studying how one affects the other and identifying new stability conditions arising from the different choices. In the following, we consider three combinations, namely:

- **Case 1:** Layer 1 in class I and layer 2 in class II, i.e., $\mathbf{H}_1(\mathbf{x}) = (0, 0, z)$ and $\mathbf{H}_2(\mathbf{x}) = (0, y, 0)$.
- **Case 2:** Layer 1 in class I and layer 2 in class III, i.e., $\mathbf{H}_1(\mathbf{x}) = (0, 0, z)$ and $\mathbf{H}_2(\mathbf{x}) = (x, 0, 0)$.

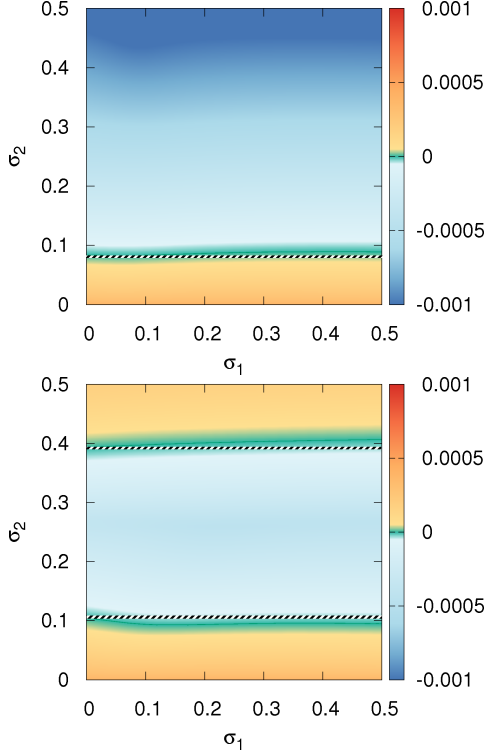


Figure 2: Maximum Lyapunov exponent for ER-ER topologies in Case 1 (top panel) and Case 2 (bottom panel). The darker blue lines mark the points in the (σ_1, σ_2) space where Λ vanishes, while the striped lines indicate the critical values of σ_2 if layer 2 is considered in isolation (or, equivalently, if $\sigma_1 = 0$).

- **Case 3:** Layer 1 in class II and layer 2 in class III, i.e., $\mathbf{H}_1(\mathbf{x}) = (0, y, 0)$ and $\mathbf{H}_2(\mathbf{x}) = (x, 0, 0)$.

As for the choices of the Laplacians $\mathbf{L}^{(1,2)}$, we consider three possible combinations: (i) both layers as Erdős-Rényi networks of equal mean degree (ER-ER); (ii) both layers as scale-free networks with power-law exponent 3 (SF-SF); and (iii) layer 1 as Erdős-Rényi and layer 2 as scale-free (ER-SF). In all cases, the graphs are generated using the algorithm in Ref. [76], which allows a continuous interpolation between scale-free and Erdős-Rényi structures (see Materials and Methods for details). Therefore, in the following we will consider 9 possible scenarios, i.e., the three combinations of stability classes for each of the three combinations of layer structures.

Case 1. Rewriting the system of equations (4) explicitly for each component of the $\boldsymbol{\eta}_j$, we obtain here:

$$\dot{\eta}_{j1} = -\eta_{j2} - \eta_{j3}, \quad (5)$$

$$\dot{\eta}_{j2} = \eta_{j1} + 0.2\eta_{j2} - \sigma_2 \sum_{k=2}^N \sum_{r=2}^N \lambda_r^{(2)} \Gamma_{r,k} \Gamma_{r,j} \eta_{k2}, \quad (6)$$

$$\dot{\eta}_{j3} = s_3 \eta_{j1} + (s_1 - 9) \eta_{j3} - \sigma_1 \lambda_j^{(1)} \eta_{j3}, \quad (7)$$

from which the maximum Lyapunov exponent can be numerically calculated. In the top panel of Fig. 2 we observe

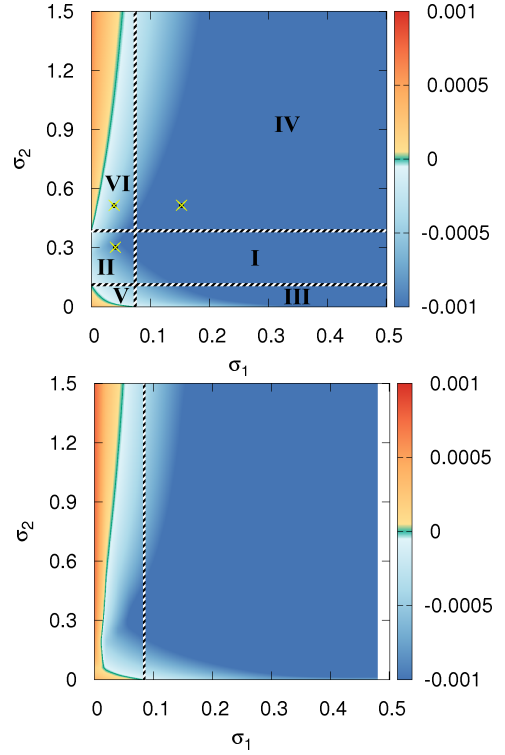


Figure 3: Maximum Lyapunov exponent in Case 3 for ER-ER and SF-SF topologies (top and bottom panel, respectively). The darker blue lines mark the points in the (σ_1, σ_2) plane where the maximum Lyapunov exponent is 0, while the striped lines indicate the stability limits for the $\sigma_1 = 0$ and $\sigma_2 = 0$. The points marked in the top panel indicate the choices of coupling strengths used for the numerical validation of the model. Note that for SF networks in class III, the stability window disappears.

that, for ER-ER topologies, the first layer is dominated by the second, as the stability region of the whole system appears to be almost independent of σ_1 , disregarding a slight increase of the critical value of σ_2 as σ_1 increases. This demonstrates the ability of class II systems to control the instabilities inherent to systems in class I. This result appears to be robust with respect to the choice of underlying structures, as qualitatively similar results are obtained for SF-SF, ER-SF and SF-ER topologies (see Fig. 1 in Supplementary Material).

Case 2. For Case 2, the system of equations (4) read:

$$\dot{\eta}_{j1} = -\eta_{j2} - \eta_{j3} - \sigma_2 \sum_{k=2}^N \sum_{r=2}^N \lambda_r^{(2)} \Gamma_{r,k} \Gamma_{r,j} \eta_{k1}, \quad (8)$$

$$\dot{\eta}_{j2} = \eta_{j1} + 0.2\eta_{j2}, \quad (9)$$

$$\dot{\eta}_{j3} = s_3 \eta_{j1} + (s_1 - 9) \eta_{j3} - \sigma_1 \lambda_j^{(1)} \eta_{j3}. \quad (10)$$

From the bottom panel in Fig. 2 we observe that, also in this case, the second layer strongly dominates the whole system, as the overall stability window is almost independent from the value of σ_1 . This result, together with that obtained for Case 1, suggests that class I systems,

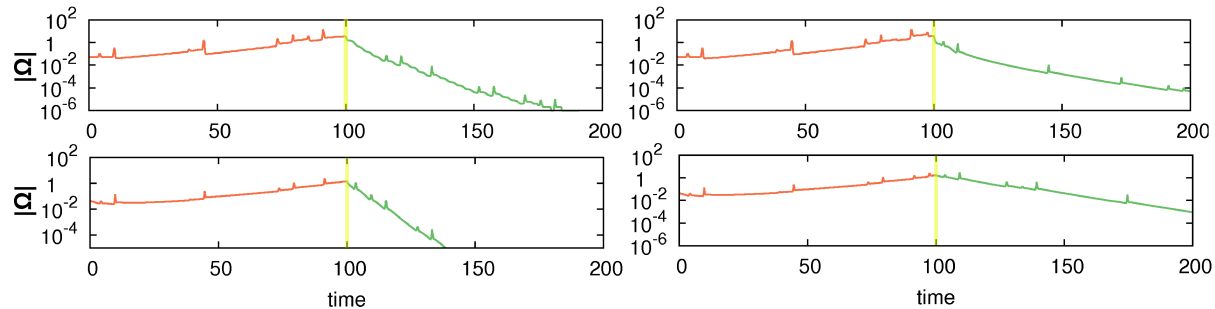


Figure 4: Numerical validation of the stability analysis. The error of synchronization increases as long as the only active layer is the one predicted to be unstable. When the other layer is switched on, at time 100, the error of synchronization decays exponentially towards 0, as predicted by the model. With respect to Fig. 3, the top-left panel corresponds to region II, where layer 1 is unstable and layer 2 stable, and the interaction strengths used were $\sigma_1 = 0.04$ and $\sigma_2 = 0.3$. The bottom-left panel corresponds to region IV, where layer 1 is stable and layer 2 is unstable, and the interaction strengths were $\sigma_1 = 0.15$ and $\sigma_2 = 0.5$. The top-right and bottom-right panels correspond to region VI, where both layers are unstable. The layer active from the beginning was layer 1 for the top-right panel and layer 2 for the bottom-right. In both cases the interaction strengths were $\sigma_1 = 0.04$ and $\sigma_2 = 0.5$.

even though intrinsically preventing synchronization, are easily controllable by both class II and class III systems, even though, in analogy to the Case 1, we observe a slight widening of the stability window for increasing values of σ_1 . Again, the results are almost independent from the choice of the underlying topologies (see Fig. 2 in the Supplementary Material).

Case 3. Finally, for Case 3, equations (4) become:

$$\dot{\eta}_{j_1} = -\eta_{j_2} - \eta_{j_3} - \sigma_2 \sum_{k=2}^N \sum_{r=2}^N \lambda_r^{(2)} \Gamma_{r,k} \Gamma_{r,j} \eta_{k_1} \quad (11)$$

$$\dot{\eta}_{j_2} = \eta_{j_1} + 0.2\eta_{j_2} - \sigma_1 \lambda_j^{(1)} \eta_{j_2} \quad (12)$$

$$\dot{\eta}_{j_3} = s_3 \eta_{j_1} + (s_1 - 9) \eta_{j_3}. \quad (13)$$

Here, the system reveals its most striking features. In particular, for ER-ER topologies (see Fig. 3, top panel), we observe 6 different regions, identified in the figure by Roman numerals. Namely, in region I, synchronization is stable in both layers taken individually (or, equivalently, for either $\sigma_1 = 0$ and $\sigma_2 = 0$), and, not surprisingly, the full bi-layered network is also stable. Regions II, III and IV correspond to scenarios qualitatively similar to the ones seen previously, i.e., where stability properties of one layer dominate over those of the other. Finally, regions V and VI are the most important, as within them one finds effects that are genuinely due to the multi-layered nature of the interactions. There, both layers are individually unstable, and synchronization would not be observed at all for either $\sigma_1 = 0$ or $\sigma_2 = 0$. However, the emergence of a collective synchronous motion is remarkably obtained with a suitable tuning of the parameters. In these regions, it is therefore the *simultaneous* action of the two layers that induces stability.

Taken collectively, the results we obtained for the three cases indicate that a multi-layer interaction topology enhances the stability of the synchronized state, even allowing the possibility of stabilizing systems that are unstable

when considered isolated.

D. Numerical validation

We validate the stability predictions derived from equations (4) by simulating the full non-linear system of equations (1) for an ER-ER topology in Case 3, with three different choices of coupling constants σ_1 and σ_2 . The three specific sets of coupling values (shown in the top panel of Fig. 3) correspond to situations in which either one or both layers are unstable when isolated, but yield a stable synchronized state when coupled. More specifically, we have chosen $(\sigma_1 = 0.04, \sigma_2 = 0.3)$ corresponding to region II, $(\sigma_1 = 0.15, \sigma_2 = 0.5)$ in region IV, and $(\sigma_1 = 0.04, \sigma_2 = 0.5)$ in region VI.

For all the three cases we run the simulations initially with the presence of only the unstable layer, by setting either $\sigma_1 = 0$ or $\sigma_2 = 0$ depending on the set of couplings considered. Let us note that for the third set of couplings (region VI) either layer can be the initially active one, since both are unstable when isolated. Then, after 100 integration steps, we activate the other layer by setting its interaction strength to the (non-zero) value corresponding to the region for which we predicted a stable synchronized state. As the systems evolve, we monitor the evolution of the norm $|\mathbf{\Omega}|(t)$ to evaluate the deviation from the synchronized solution with time.

The results, in Fig. 4, show that, when only the unstable interaction layer is active, $|\mathbf{\Omega}|(t)$ never vanishes. However, as soon as the other layer is switched on, the norm of $\mathbf{\Omega}$ undergoes a sudden change of behaviour, starting an exponential decay towards 0. This confirms the prediction that the unstable behaviour induced by each layer is compensated by the mutual presence of two interaction layers.

Qualitatively similar scenarios are observed in Case 3

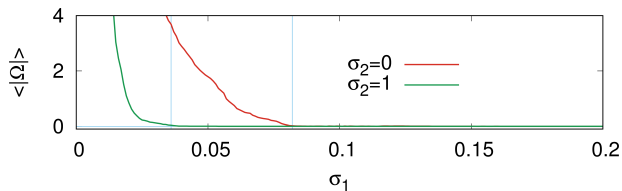


Figure 5: Identification of the critical points. For a system with ER-ER topology in Case 3 and fixed $\sigma_2 = 1$, the synchronization error never vanishes if $\sigma_1 < \sigma_C \approx 0.04$. Conversely, as soon as $\sigma_1 > \sigma_C$, the system is again able to synchronize (green line). One recovers the mono-layer case by imposing $\sigma_2 = 0$, for which similar results are found, with a critical coupling strength of approximately 0.08 (red line). Both results are in perfect agreement with the theoretical predictions (see Fig. 4).

for SF-SF topologies, as well as for ER-SF and SF-ER structures (see Fig. 3 in Supplementary Material). Again, they confirm the correctness of the predictions, showing that in region I layer 1 dominates over layer 2, and that in region II the overall stability can be induced even when both layers are unstable in isolation.

To provide an even stronger demonstration of the predictive power of our method, we simulate the full system for the ER-ER topology in Case 3 fixing the value of σ_2 to 1 and varying the value of σ_1 from 0 to 0.2. Starting from an initial perturbed synchronized state, after a transient of 100 time units we measure the average of $|\Omega|$ over the next 20 integration steps. The results, in Fig. 5, show a very good agreement between the simulations and the theoretical prediction (cf. Fig. 4). For values of σ_1 less than a critical value of approximately 0.04, the system never synchronizes. Conversely, when σ_1 crosses the critical value, the system is able to reach a synchronized state. Interestingly, repeating the simulation with $\sigma_2 = 0$ one recovers the monoplex case. Also in this instance, we find good agreement between theoretical prediction and simulation, with a critical coupling value of approximately 0.08.

III. DISCUSSION

The results shown above clearly illustrate the rich dynamical phenomenology that emerges when the multi-layer structure of real networked systems is taken into account. In an explicit example, we have observed that synchronization stability can be induced in unstable networked layers by coupling them with stable ones. In addition, we have shown that stability can be achieved even when all the layers of a complex system are unstable if considered in isolation. This latter result constitutes a clear instance of an effect that is intrinsic to the true multi-layer nature of the interactions amongst the dynamical units. Similarly, we expect that the opposite could also be observed, namely that the synchronizability of a system decreases, or even disappears, when two

individually synchronizable layers are combined.

On more general grounds, the theory developed here allows one to assess the stability of the synchronized state of coupled non-linear dynamical systems with multi-layer interactions in a fully general setting. The system can have any arbitrary number of layers and, perhaps more importantly, the network structures of each layer can be fully independent, as we do not exploit any special structural or dynamical property to develop our theory. This way, our approach generalizes the celebrated Master Stability Function [30] to multi-layer structures, retaining the general applicability of the original method. The complexity in the extra layers is reflected in the fact that the formalism yields a set of coupled linear differential equations (Eq. 4), rather than a single parametric variational equation, which is recovered in the case of commuting Laplacians. This system of equations describes the evolution of a set of d -dimensional vectors that encode the displacement of each dynamical system from the synchronized state. The solution of the system gives a necessary condition for stability: if the norm of these vectors vanishes in time, then the system gets progressively closer to synchronization, which is therefore stable; if, instead, the length of the vectors always remains greater than 0, then the synchronized state is unstable.

The generality of the method presented, which is applicable to any undirected structure, and its straightforward implementation for any choice of C^1 dynamical setup pave the way for the exploration of synchronization properties on multi-layer networks of arbitrary size and structure. Thus, we are confident that our work can be used in the design of optimal multilayered synchronizable systems, a problem that has attracted much attention in mono-layer complex networks [77–80]. In fact, the straightforward nature of our formalism makes it suitable to be efficiently used together with successful techniques, such as the rewiring of links or the search for an optimal distribution of links weights, in the context of multilayer networks. In turn, these techniques may help in addressing the already-mentioned question of the suppression of synchronization due to the interaction between layers, unveiling possible combinations of stable layers that, when interacting, suppress the dynamical coherence that they show in isolation. Also, we believe that the reliability of our method will provide aid to the highly current field of multiplex network controllability [26, 81–84], enabling researchers to engineer control layers to drive the system dynamics towards a desired state.

In addition, several extensions of our work towards more general systems are possible. A particularly relevant one is the study of multi-layer networks of heterogeneous oscillators, which have a rich phenomenology, and whose synchronizability has been shown to depend on all the Laplacian eigenvalues [85], in a way similar to the results presented here. Relaxing the requirement of an undirected structure, our approach can also be used to study directed networks. The graph Laplacians in this case are not necessarily diagonalizable, but a considerable

amount of information can be still extracted from them using singular value decomposition. For example, it is already known that directed networks can be rewired to obtain an optimal distribution of in-degrees for synchronization [86]. Further areas that we intend to explore in future work are those of almost identical oscillators and almost identical layers, which can be approached using perturbative methods and constitute more research directions with even wider applicability.

Finally, as our method allows one to study the rich synchronization phenomenology of general multi-layer networks, we believe it will find application in technological, biological and social systems where synchronization processes and multilayered interactions are at work. Some examples are coupled power-grid and communication systems, some brain neuropathologies such as epilepsy, and the onset of coordinated social behavior when multiple interaction channels coexist. Of course, as mentioned above, these applications will demand further advances in order to include specific features such as the non-homogeneity of interacting units or the possibility of directional interactions.

IV. MATERIALS AND METHODS

A. Linearization around the synchronized solution

To linearize the system in Eq. (4) around the synchronization manifold, use the fact that for any C^1 -vector field \mathbf{f} we can write:

$$\mathbf{f}(\mathbf{x}) \approx \mathbf{f}(\mathbf{x}_0) + J\mathbf{f}(\mathbf{x}_0) \cdot (\mathbf{x} - \mathbf{x}_0) .$$

Using this relation, we can expand \mathbf{F} and \mathbf{H} around \mathbf{s} in the system of equations 4 to obtain:

$$\delta\dot{\mathbf{x}}_i = \dot{\mathbf{x}}_i - \dot{\mathbf{s}} \approx J\mathbf{F}(\mathbf{s}) \cdot \delta\mathbf{x}_i - \sum_{\alpha=1}^M \sigma_{\alpha} J\mathbf{H}_{\alpha}(\mathbf{s}) \cdot \sum_{j=1}^N L_{i,j}^{(\alpha)} \delta\mathbf{x}_j . \quad (14)$$

Now, we use the Kronecker matrix product to decompose the equation above into self-mixing and interaction terms, and introduce the vector $\delta\mathbf{X}$, to get the final system of equations 3.

The system 3 can be rewritten by projecting $\delta\mathbf{X}$ onto the Laplacian eigenvectors of a layer. The choice of layer to carry out this projection is entirely arbitrary, because the Laplacian eigenvectors are always a basis of \mathbb{R}^N . Without loss of generality, we choose here layer 1, and we ensure that the eigenvectors are orthonormal. Then, define $\mathbf{1}_d$ to be the d -dimensional identity matrix, and

multiply Eq. 3 on the left by $(\mathbf{V}^{(1)\text{T}} \otimes \mathbf{1}_d)$:

$$\begin{aligned} (\mathbf{V}^{(1)\text{T}} \otimes \mathbf{1}_d) \delta\dot{\mathbf{X}} = & \left[(\mathbf{V}^{(1)\text{T}} \otimes \mathbf{1}_d) (\mathbf{1} \otimes J\mathbf{F}(\mathbf{s})) \right. \\ & \left. - \sum_{\alpha=1}^M \sigma_{\alpha} (\mathbf{V}^{(1)\text{T}} \otimes \mathbf{1}_d) (\mathbf{L}^{(\alpha)} \otimes J\mathbf{H}_{\alpha}(\mathbf{s})) \right] \delta\mathbf{X} . \end{aligned}$$

Now, use the relation

$$(\mathbf{M}_1 \otimes \mathbf{M}_2) (\mathbf{M}_3 \otimes \mathbf{M}_4) = (\mathbf{M}_1 \mathbf{M}_3) \otimes (\mathbf{M}_2 \mathbf{M}_4) \quad (15)$$

to obtain

$$\begin{aligned} (\mathbf{V}^{(1)\text{T}} \otimes \mathbf{1}_d) \delta\dot{\mathbf{X}} = & \left[\mathbf{V}^{(1)\text{T}} \otimes J\mathbf{F}(\mathbf{s}) \right. \\ & \left. - (\sigma_1 \mathbf{D}^{(1)} \mathbf{V}^{(1)\text{T}}) \otimes J\mathbf{H}_1(\mathbf{s}) \right] \delta\mathbf{X} \\ & - \sum_{\alpha=2}^M \sigma_{\alpha} (\mathbf{V}^{(1)\text{T}} \mathbf{L}^{(\alpha)}) \otimes J\mathbf{H}_{\alpha}(\mathbf{s}) \delta\mathbf{X} , \end{aligned}$$

where $\mathbf{D}^{(\alpha)}$ is the diagonal matrix of the eigenvalues of layer α , and we have split the sum into the first term and the remaining $M - 1$ terms. Left-multiply the first occurrence of $\mathbf{V}^{(1)\text{T}}$ in the right-hand-side by $\mathbf{1}$, and right-multiply \mathbf{F} and \mathbf{H}_1 by $\mathbf{1}_d$. Then, using again Eq. 15, it is

$$\begin{aligned} (\mathbf{V}^{(1)\text{T}} \otimes \mathbf{1}_d) \delta\dot{\mathbf{X}} = & \left[(\mathbf{1} \otimes J\mathbf{F}(\mathbf{s})) (\mathbf{V}^{(1)\text{T}} \otimes \mathbf{1}_d) \right. \\ & \left. - (\sigma_1 \mathbf{D}^{(1)} \otimes J\mathbf{H}_1(\mathbf{s})) (\mathbf{V}^{(1)\text{T}} \otimes \mathbf{1}_d) \right] \delta\mathbf{X} \\ & - \sum_{\alpha=2}^M \sigma_{\alpha} \mathbf{V}^{(1)\text{T}} \mathbf{L}^{(\alpha)} \otimes J\mathbf{H}_{\alpha}(\mathbf{s}) \delta\mathbf{X} . \end{aligned}$$

Factor out $(\mathbf{V}^{(1)\text{T}} \otimes \mathbf{1}_d)$ to get

$$\begin{aligned} (\mathbf{V}^{(1)\text{T}} \otimes \mathbf{1}_d) \delta\dot{\mathbf{X}} = & \left(\mathbf{1} \otimes J\mathbf{F}(\mathbf{s}) - \sigma_1 \mathbf{D}^{(1)} \otimes J\mathbf{H}_1(\mathbf{s}) \right) \\ \times & (\mathbf{V}^{(1)\text{T}} \otimes \mathbf{1}_d) \delta\mathbf{X} - \sum_{\alpha=2}^M \sigma_{\alpha} \mathbf{V}^{(1)\text{T}} \mathbf{L}^{(\alpha)} \otimes J\mathbf{H}_{\alpha}(\mathbf{s}) \delta\mathbf{X} . \end{aligned}$$

The relation

$$(\mathbf{M}_1 \otimes \mathbf{M}_2)^{-1} = \mathbf{M}_1^{-1} \otimes \mathbf{M}_2^{-1}$$

implies that $(\mathbf{V}^{(1)} \otimes \mathbf{1}_d) (\mathbf{V}^{(1)\text{T}} \otimes \mathbf{1}_d)$ is the mN -dimensional identity matrix. Then, left-multiply the last last $\delta\mathbf{X}$ by this expression, obtaining

$$\begin{aligned} (\mathbf{V}^{(1)\text{T}} \otimes \mathbf{1}_d) \delta\dot{\mathbf{X}} = & \left(\mathbf{1} \otimes J\mathbf{F}(\mathbf{s}) - \sigma_1 \mathbf{D}^{(1)} \otimes J\mathbf{H}_1(\mathbf{s}) \right) \\ \times & (\mathbf{V}^{(1)\text{T}} \otimes \mathbf{1}_d) \delta\mathbf{X} - \sum_{\alpha=2}^M \sigma_{\alpha} \mathbf{V}^{(1)\text{T}} \mathbf{L}^{(\alpha)} \otimes J\mathbf{H}_{\alpha}(\mathbf{s}) \\ & \times (\mathbf{V}^{(1)} \otimes \mathbf{1}_d) (\mathbf{V}^{(1)\text{T}} \otimes \mathbf{1}_d) \delta\mathbf{X} . \end{aligned}$$

Now define the vector-of-vectors

$$\boldsymbol{\eta} \equiv \left(\mathbf{V}^{(1)\text{T}} \otimes \mathbf{1}_d \right) \delta \mathbf{X}.$$

Each component of $\boldsymbol{\eta}$ is the projection of the global synchronization error vector $\delta \mathbf{X}$ onto the space spanned by the corresponding Laplacian eigenvector of layer 1. The first eigenvector, which defines the synchronization manifold, is common to all layers, and all other eigenvectors are orthogonal to it. Thus, the norm of the projection of $\boldsymbol{\eta}$ over the space spanned by the last $N - 1$ eigenvectors is a measure of the synchronization error in the directions transverse to the synchronization manifold. Because of how $\boldsymbol{\eta}$ is built, this projection is just the vector $\boldsymbol{\Omega}$, consisting of the last $N - 1$ components of $\boldsymbol{\eta}$. With this definition of $\boldsymbol{\eta}$, left-multiply $\mathbf{L}^{(\alpha)}$ by the identity expressed as $\mathbf{V}^{(\alpha)} \mathbf{V}^{(\alpha)\text{T}}$, to obtain

$$\begin{aligned} \dot{\boldsymbol{\eta}} &= \left(\mathbf{1} \otimes \mathbf{J}\mathbf{F}(\mathbf{s}) - \sigma_1 \mathbf{D}^{(1)} \otimes \mathbf{J}\mathbf{H}_1(\mathbf{s}) \right) \boldsymbol{\eta} \\ &\quad - \sum_{\alpha=2}^M \sigma_\alpha \mathbf{V}^{(1)\text{T}} \mathbf{V}^{(\alpha)} \mathbf{D}^{(\alpha)} \mathbf{V}^{(\alpha)\text{T}} \mathbf{V}^{(1)} \otimes \mathbf{J}\mathbf{H}_\alpha(\mathbf{s}) \boldsymbol{\eta}. \end{aligned}$$

In this vector equation, the first part is purely variational, since it consists of a block-diagonal matrix that multiplies the vector-of-vectors $\boldsymbol{\eta}$. The second part, instead, mixes different components of $\boldsymbol{\eta}$. This can be seen more easily expressing the vector equation as a system of equations, one for each component j of $\boldsymbol{\eta}$.

To write such a system, it is convenient to first define $\boldsymbol{\Gamma}^{(\alpha)} \equiv \mathbf{V}^{(\alpha)\text{T}} \mathbf{V}^{(1)}$. Then, consider the non-variational part. Its contribution to j th component of $\dot{\boldsymbol{\eta}}$ is given by the product of the j th row of blocks of the block-matrix by $\boldsymbol{\eta}$. In turn, each element of this row of blocks consists of the corresponding element of the j th row of $\boldsymbol{\Gamma}^{(\alpha)\text{T}} \mathbf{D}^{(\alpha)} \boldsymbol{\Gamma}^{(\alpha)}$ multiplied by $\mathbf{J}\mathbf{H}_\alpha(\mathbf{s})$:

$$\left(\boldsymbol{\Gamma}^{(\alpha)\text{T}} \mathbf{D}^{(\alpha)} \boldsymbol{\Gamma}^{(\alpha)} \right)_{j,k} = \sum_{r=1}^N \boldsymbol{\Gamma}^{(\alpha)\text{T}}_{j,r} \lambda_r^{(\alpha)} \boldsymbol{\Gamma}_{r,k}^{(\alpha)}.$$

Summing over all the components $\boldsymbol{\eta}_k$ yields

$$\begin{aligned} \dot{\boldsymbol{\eta}}_j &= \left(\mathbf{J}\mathbf{F}(\mathbf{s}) - \sigma_1 \lambda_j^{(1)} \mathbf{J}\mathbf{H}_1(\mathbf{s}) \right) \boldsymbol{\eta}_j + \\ &\quad - \sum_{\alpha=2}^M \sigma_\alpha \sum_{k=2}^N \sum_{r=2}^N \lambda_r^{(\alpha)} \boldsymbol{\Gamma}_{r,k}^{(\alpha)} \boldsymbol{\Gamma}_{r,j}^{(\alpha)} \mathbf{J}\mathbf{H}_\alpha(\mathbf{s}) \boldsymbol{\eta}_k, \end{aligned}$$

which is Eq. 4. Notice that the sums over r and k start from 2, because the first eigenvalue is always 0, and the orthonormality of the eigenvectors guarantees that all the elements of the first column of $\boldsymbol{\Gamma}^{(\alpha)}$ except the first are 0. Each matrix $\boldsymbol{\Gamma}^{(\alpha)}$ effectively captures the alignment of the Laplacian eigenvectors of layer α with those of layer 1. If the eigenvectors for layer α are identical to those of layer 1, as it happens when the two Laplacians commute, then $\boldsymbol{\Gamma}^{(\alpha)} = \mathbf{1}$. Of course, one can generalize the definition of $\boldsymbol{\Gamma}^{(\alpha)}$ to consider any two layers, introducing the

matrices $\Xi^{(\alpha,\beta)} \equiv \mathbf{V}^{(\alpha)\text{T}} \mathbf{V}^{(\beta)} = \boldsymbol{\Gamma}^{(\alpha)} \boldsymbol{\Gamma}^{(\beta)\text{T}}$ that can be even used to define a measure ℓ_D of “dynamical distance” between two layers α and β :

$$\ell_D = \sum_{i=2}^N \left[\sum_{j=2}^N \left(\Xi_{i,j}^{(\alpha,\beta)} \right)^2 \right] - \left(\Xi_{i,i}^{(\alpha,\beta)} \right)^2.$$

B. MSF and stability classes

A particular case of the treatment we considered above happens when $M = 1$. In this case, the second term on the right-hand side of Eq. 4 disappears, and the system takes the variational form $\dot{\boldsymbol{\eta}}_i = \mathbf{K}_i \boldsymbol{\eta}_i$, where $\mathbf{K}_i \equiv \mathbf{J}\mathbf{F}(\mathbf{s}) - \sigma \lambda_i \mathbf{J}\mathbf{H}(\mathbf{s})$ is an evolution kernel evaluated on the synchronization manifold. Since $\lambda_1 = 0$, this equation separates the contribution parallel to the manifold, which reduces to $\dot{\boldsymbol{\eta}}_1 = \mathbf{J}\mathbf{F}(\mathbf{s}) \boldsymbol{\eta}_1$, from the other $N - 1$, which describe perturbations in the directions transverse to the manifold, and that have to be damped for the synchronized state to be stable. Since the Jacobians of \mathbf{F} and \mathbf{H} are evaluated on the synchronized state, the variational equations differ only in the eigenvalues λ_i . Thus, one can extract from each of them a set of d conditional Lyapunov exponents, evaluated along the eigen-modes associated to λ_i . Putting $\nu \equiv \sigma \lambda_i$, the parametrical behaviour of the largest of these exponents $\Lambda(\nu)$ defines the so-called Master Stability Function (MSF) [30]. If the network is undirected, then the spectrum of the Laplacian is real, and the MSF is a real function of ν . Crucially, for all possible choices of \mathbf{F} and \mathbf{H} , the MSF of a network falls into one of three possible behaviour classes, defined as follows [6]:

- Class I: $\Lambda(\nu)$ never intercepts the x axis.
- Class II: $\Lambda(\nu)$ intercepts the x axis in a single point at some $\nu_c \geq 0$.
- Class III: $\Lambda(\nu)$ is a convex function with negative values within some window $\nu_{c1} < \nu < \nu_{c2}$; in general, $\nu_{c1} \geq 0$, with the equality holding when \mathbf{F} supports a periodic motion.

The elegance of the MSF formalism manifests itself at its finest for systems in Class III, for which synchronization is stable only if $\sigma \lambda_2 > \nu_{c1}$ and $\sigma \lambda_N < \nu_{c2}$ hold simultaneously. This condition implies $\lambda_N / \lambda_2 < \nu_{c2} / \nu_{c1}$. Since λ_N / λ_2 is entirely determined by the network topology and ν_{c2} / ν_{c1} depends only on the dynamical functions \mathbf{F} and \mathbf{H} , one has a simple stability criterion in which structure and dynamics are decoupled.

C. Network generation

To generate the networks for our simulations, we use the algorithm described in Ref. [76], that creates a one-parameter family of complex networks with a tunable

degree of heterogeneity. The algorithm works as follows: start from a fully connected network with m_0 nodes, and a set \mathcal{X} containing $N - m_0$ isolated nodes. At each time step, select a new node from \mathcal{X} , and link it to m other nodes, selected amongst all other nodes. The choice of the target nodes happens uniformly at random with probability α , and following a preferential attachment rule with probability $1 - \alpha$. Repeating these steps $N - m_0$ times, one obtains networks with the same number of nodes and links, whose structure interpolates between ER, for $\alpha = 1$, and SF, for $\alpha = 0$.

D. Numerical calculations

To compute the maximum Lyapunov exponent for a given pair of coupling strengths σ_1 and σ_2 , we first integrate a single Rössler oscillator from an initial state $(0, 0, 0)$ for a transient time t_{trans} , sufficient to reach the chaotic attractor. The integration is carried out using a fourth-order Runge-Kutta integrator with a time

step of 5×10^{-3} , for which we choose a transient time $t_{\text{trans}} = 300$. Then, we integrate the systems for the perturbations (Eqs. 5–7, 8–10 and 11–13) using Euler’s method, again with a same time-step of 5×10^{-3} . The initial conditions are so that all the components of all the $\boldsymbol{\eta}_j$ are $1/\sqrt{3(N-1)}$, making $\boldsymbol{\Omega}$ a unit vector. At the same time, we continue the integration of the single Rössler unit, to provide for s_1 and s_3 , that appear in the perturbation equations. This process is repeated for 500 time windows, each of the duration of 1 unit (200 steps). After each window n we compute the norm of the overall perturbation $|\boldsymbol{\Omega}|(n)$, and re-scale the components of the $\boldsymbol{\eta}_j$ so that at the start of the next time window the norm of $\boldsymbol{\Omega}$ is again set to 1. Finally, when the integration is completed, we estimate the maximum Lyapunov exponent as

$$\Lambda = \frac{1}{500} \sum_{n=1}^{500} \log(|\boldsymbol{\Omega}|(n)) .$$

-
- [1] S. H. Strogatz. Exploring complex networks. *Nature* **410**, 268–276 (2001).
- [2] R. Albert, A.-L. Barabási. Statistical mechanics of complex networks. *Rev. Mod. Phys.* **74**, 47–97 (2002).
- [3] M. E. J. Newman. The structure and function of complex networks. *SIAM Rev.* **45**, 167–256 (2003).
- [4] S. N. Dorogovtsev, J. F. F. Mendes. *Evolution of Networks: From Biological Nets to the Internet and WWW*. (Oxford University Press, Oxford, UK, 2003).
- [5] E. Ben-Naim, H. Frauenfelder, Z. Toroczkai. *Complex Networks* (Lecture Notes in Physics, Vol. 650) (Springer, Berlin, Germany) (2004).
- [6] S. Boccaletti, V. Latora, Y. Moreno, M. Chavez, D. U. Hwang. Complex networks: Structure and dynamics. *Phys. Rep.* **424**, 175–308 (2006).
- [7] G. Caldarelli. *Scale-free Networks: Complex Webs in Nature and Technology*. (Cambridge University Press, Cambridge, UK, 2007).
- [8] M. E. J. Newman. *Networks: An Introduction*. (Oxford University Press, New York, 2010).
- [9] R. Cohen, S. Havlin. *Complex Networks: Structure, Robustness and Function*. (Cambridge University Press, Cambridge, UK, 2010).
- [10] D. Watts, S. H. Strogatz. Collective dynamics of “small-world” networks. *Nature* **393**, 440–442 (1998).
- [11] A.-L. Barabási, R. Albert. Emergence of scaling in random networks. *Science* **286**, 509–512 (1999).
- [12] S. N. Dorogovtsev, A. V. Goltsev, J. F. F. Mendes. Critical phenomena in complex networks. *Rev. Mod. Phys.* **80**, 1275–1335 (2008).
- [13] R. Guimerá, L. A. N. Amaral. Functional cartography of complex metabolic networks. *Nature* **433**, 895–900 (2005).
- [14] S. Fortunato. Community detection in graphs. *Phys. Rep.* **486**, 75–174 (2010).
- [15] C. I. del Genio, T. House. Endemic infections are always possible on regular networks. *Phys. Rev. E* **88**, 040801 (2013).
- [16] T. P. Peixoto, Hierarchical block structures and high-resolution model selection in large networks. *Phys. Rev. X* **4**, 011047 (2014).
- [17] O. Williams, C. I. del Genio. Degree correlations in directed scale-free networks. *PLoS One* **9**, e110121 (2014).
- [18] S. Treviño III, A. Nyberg, C. I. del Genio, K. E. Bassler, Fast and accurate determination of modularity and its effect size. *J. Stat. Mech. - Theory E.*, P02003 (2015).
- [19] M. E. J. Newman, T. P. Peixoto. Generalized Communities in Networks. *Phys. Rev. Lett.* **115**, 088701 (2015).
- [20] A. Barrat, M. Barthélemy, A. Vespignani, *Dynamical Processes on Complex Networks*. (Cambridge University Press, Cambridge, UK, 2008).
- [21] B. Barzel, A.-L. Barabási. Universality in network dynamics. *Nat. Phys.* **9**, 673–681 (2013).
- [22] J. Gao, B. Barzel, A.-L. Barabási. Universal resilience patterns in complex networks. *Nature* **530**, 307–312 (2016).
- [23] C. Castellano, S. Fortunato, V. Loreto. Statistical physics of social dynamics. *Rev. Mod. Phys.* **81**, 591–646 (2009).
- [24] R. Pastor-Satorras, C. Castellano, P. Van Mieghem, A. Vespignani. Epidemic processes in complex networks. *Rev. Mod. Phys.* **87**, 925–979 (2015).
- [25] S. Boccaletti, J. Kurths, G. Osipov, D.L. Valladares, C.S. Zhou. The synchronization of chaotic systems. *Phys. Rep.* **366**, 1–101 (2002).
- [26] Y.-Y. Liu, J.-J. Slotine, A.-L. Barabási. Controllability of complex networks. *Nature* **473**, 167–173 (2011).
- [27] A. Pikovsky, M. Rosenblum, J. Kurths. *Synchronization: A Universal Concept in Nonlinear Sciences*. (Cambridge University Press, Cambridge, UK, 2003).
- [28] S. H. Strogatz. *Sync: The Emerging Science of Spontaneous Order* (New York: Hyperion, 2003).
- [29] S. C. Manrubia, A.S. Mikhailov, D.H. Zanette. *Emergence of Dynamical Order. Synchronization Phenomena in Complex Systems* (World Scientific, Singapore, 2004)

- [30] L. M. Pecora, T. L. Carroll. Master Stability Functions for Synchronized Coupled Systems. *Phys. Rev. Lett.* **80**, 2109–2112 (1998).
- [31] L. F. Lago-Fernández, R. Huerta, F. Corbacho, J. A. Sigüenza. Fast Response and Temporal Coherent Oscillations in Small-World Networks. *Phys. Rev. Lett.* **84**, 2758–2761 (2000).
- [32] M. Barahona, L. M. Pecora. Synchronization in Small-World Systems. *Phys. Rev. Lett.* **89**, 054101 (2002).
- [33] T. Nishikawa, A. E. Motter, Y.-C. Lai, F. C. Hoppensteadt. Heterogeneity in Oscillator Networks: Are Smaller Worlds Easier to Synchronize? *Phys. Rev. Lett.* **91**, 014101 (2003).
- [34] I. V. Belykh, V. N. Belykh, M. Hasler. Blinking model and synchronization in small-world networks with a time-varying coupling. *Physica D* **195**, 188–206 (2004).
- [35] D.-U. Hwang, M. Chavez, A. Amann, and S. Boccaletti. Synchronization in Complex Networks with Age Ordering. *Phys. Rev. Lett.* **94**, 138701 (2005).
- [36] M. Chavez, D.-U. Hwang, A. Amann, H. G. E. Hentschel, S. Boccaletti. Synchronization is Enhanced in Weighted Complex Networks. *Phys. Rev. Lett.* **94**, 218701 (2005).
- [37] A. E. Motter, C.-S. Zhou, J. Kurths. Enhancing complex-network synchronization. *EPL* **69**, 334–337 (2005).
- [38] C. Zhou, A.E. Motter, J. Kurths. Universality in the Synchronization of Weighted Random Networks. *Phys. Rev. Lett.* **96**, 034101 (2006).
- [39] I. Lodato, S. Boccaletti, V. Latora. Synchronization Properties of Network Motifs. *EPL* **78**, 28001 (2007).
- [40] J. Gómez-Gardeñes, S. Gómez, A. Arenas, Y. Moreno. Explosive Synchronization Transitions in Scale-Free Networks. *Phys. Rev. Lett.* **106**, 128701 (2011).
- [41] S. Bilal and R. Ramaswamy. Synchronization and amplitude death in hypernetworks. *Phys. Rev. E* **89**, 062923 (2014).
- [42] C. I. del Genio, M. Romance, R. Criado, S. Boccaletti. Synchronization in dynamical networks with unconstrained structure switching. *Phys. Rev. E* **92**, 062819 (2015).
- [43] S. Boccaletti, G. Bianconi, R. Criado, C. I. del Genio, J. Gómez-Gardeñes, M. Romance, I. Sendiña-Nadal, Z. Wang, M. Zanin. The structure and dynamics of multilayer networks. *Phys. Rep.* **544**, 1–122 (2014).
- [44] M. Kivela, A. Arenas, M. Barthélemy, J. P. Gleeson, Y. Moreno, M. A. Porter. Multilayer networks. *J. Complex Networks* **2**, 203–271 (2014).
- [45] K.-M. Lee, B. Min, K.-I. Goh. Towards real-world complexity: an introduction to multiplex networks. *Eur. Phys. J. B* **88**, 1–20 (2015).
- [46] G. Bianconi. Interdisciplinary and physics challenges of network theory. *EPL* **111**, 56001 (2015).
- [47] M. Szell, R. Lambiotte, S. Thurner. Multirelational organization of large-scale social networks in an online world. *Proc. Natl. Acad. Sci. USA* **107**, 13636–13641 (2010).
- [48] A. Cardillo, J. Gómez-Gardeñes, M. Zanin, M. Romance, D. Papo, F. del Pozo, S. Boccaletti. Emergence of network features from multiplexity. *Sci. Rep.* **3**, 1344 (2013).
- [49] A. Halu, S. Mukherjee, G. Bianconi. Emergence of overlap in ensembles of spatial multiplexes and statistical mechanics of spatial interacting network ensembles. *Phys. Rev. E* **89**, 012806 (2014).
- [50] B. M. Adhikari, A. Prasad, M. Dhamala. Time-delay-induced phase-transition to synchrony in coupled bursty neurons. *Chaos* **21**, 023116 (2011).
- [51] F. Radicchi, A. Arenas. Abrupt transition in the structural formation of interconnected networks. *Nature Physics* **9**, 717 (2013).
- [52] J. Gómez-Gardeñes, M. De Domenico, G. Gutiérrez, A. Arenas, S. Gómez. Layer-layer competition in multiplex complex networks. *Phil. Trans. R. Soc. A* **373**, 20150117 (2015).
- [53] S. V. Buldyrev, R. Parshani, G. Paul, H. E. Stanley, S. Havlin. Catastrophic Cascade of Failures in Interdependent Networks. *Nature* **464**, 1025–1028 (2010).
- [54] S.-W. Son, G. Bizhani, C. Christensen, P. Grassberger, M. Paczuski. Percolation Theory on Interdependent Networks Based on Epidemic Spreading. *EPL* **97**, 16006 (2012).
- [55] J. Gao, S. V. Buldyrev, H. E. Stanley, S. Havlin. Networks Formed from Interdependent Networks. *Nat. Phys.* **8**, 40–48 (2012).
- [56] G. Bianconi, S. N. Dorogovtsev. Multiple percolation transitions in a configuration model of a network of networks. *Phys. Rev. E*, **89**, 062814 (2014).
- [57] G. J. Baxter, D. Cellai, S. N. Dorogovtsev, A. V. Goltsev, J. F. F. Mendes. A Unified Approach to Percolation Processes on Multiplex Networks. In *Interconnected Networks*, Ed. A. Garas, 101–123 (Springer International Publishing, Berlin, Germany, 2016).
- [58] A. Saumell-Mendiola, M. Á. Serrano, M. Boguñá. Epidemic spreading on interconnected networks. *Phys. Rev. E* **86**, 026106 (2012).
- [59] C. Granell, S. Gómez, A. Arenas. Dynamical Interplay between Awareness and Epidemic Spreading in Multiplex Networks. *Phys. Rev. Lett.* **111**, 128701 (2013).
- [60] C. Buono, L.G. Alvarez-Zuzek, P.A. Macri, L.A. Braunstein. Epidemics in Partially Overlapped Multiplex Networks. *PLoS One* **9**, e92200 (2014).
- [61] J. Sanz, Ch.-Y. Xia, S. Meloni, Y. Moreno. Dynamics of Interacting Diseases. *Phys. Rev. X* **4**, 041005 (2014).
- [62] G. Menichetti, L. Dall’Asta, G. Bianconi. Control of Multilayer Networks. *Sci. Rep.* **6**, 20706 (2016).
- [63] J. Gómez-Gardeñes, I. Reinares, A. Arenas, L.M. Floría. Evolution of Cooperation in Multiplex Networks. *Sci. Rep.* **2**, 620 (2012).
- [64] Z. Wang, A. Szolnoki, M. Perc. Rewarding evolutionary fitness with links between populations promotes cooperation. *J. Theor. Biol.* **349**, 50 (2014).
- [65] J. T. Matamalas, J. Poncela-Casasnovas, S. Gómez, A. Arenas. Strategical incoherence regulates cooperation in social dilemmas on multiplex networks *Sci. Rep.* **5**, 9519 (2015).
- [66] Z. Wang, L. Wang, A. Szolnoki, M. Perc. Evolutionary games on multilayer networks: a colloquium. *Eur. Phys. J. B* **88**, 124 (2015)
- [67] S. Gómez, A. Díaz-Guilera, J. Gómez-Gardeñes, C. J. Pérez-Vicente, Y. Moreno, A. Arenas. Diffusion dynamics on multiplex networks. *Phys. Rev. Lett.* **110**, 028701 (2013).
- [68] R. Albert, H. Jeong, A.-L. Barabási, Error and attack tolerance of complex networks, *Nature* **406**, 378–382 (2000).
- [69] M. M. Danziger, L. M. Shekhtman, A. Bashan, Y. Berezin, S. Havlin. Vulnerability of Interdependent Networks and Networks of Networks. In *Interconnected Networks*, Ed. A. Garas, 79–99 (Springer International Publishing, Berlin, Germany, 2016).
- [70] J. Aguirre, R. Sevilla-Escoboza, R. Gutiérrez, D. Papo, and J. M. Buldú. Synchronization of interconnected net-

- works: the role of connector nodes. *Phys. Rev. Lett.* **112**, 248701 (2015).
- [71] X. Zhang, S. Boccaletti, S. Guan, Z. Liu. Explosive synchronization in adaptive and multilayer networks. *Phys. Rev. Lett.* **114**, 038701 (2015).
- [72] R. Sevilla-Escoboza, R. Gutiérrez, G. Huerta-Cuellar, S. Boccaletti, J. Gómez-Gardeñes, A. Arenas, and J. M. Buldú. Enhancing the stability of the synchronization of multivariable coupled oscillators. *Phys. Rev. E* **92**, 032804 (2015).
- [73] L. V. Gambuzza, M. Frasca, J. Gómez-Gardeñes. Intra-layer synchronization in multiplex networks. *EPL* **110**, 20010 (2015).
- [74] F. Sorrentino. Synchronization of hypernetworks of coupled dynamical systems. *New J. Phys.* **14**, 033035 (2012).
- [75] D. Irving, F. Sorrentino. Synchronization of dynamical hypernetworks: Dimensionality reduction through simultaneous block-diagonalization of matrices. *Phys. Rev. E* **86**, 056102 (2012).
- [76] J. Gómez-Gardeñes, Y. Moreno. From scale-free to Erdős-Rényi networks. *Phys. Rev. E* **73**, 056124 (2006).
- [77] L. Donetti, P. Hurtado, M.A. Muñoz. Entangled networks, synchronization, and optimal network topology. *Phys. Rev. Lett.* **95**, 188701 (2005).
- [78] T. Nishikawa, A.E. Motter. Synchronization is optimal in non-diagonalizable networks. *Phys. Rev. E* **73**, 065106 (2006).
- [79] C. Zhou, J. Kurths. Dynamical Weights and Enhanced Synchronization in Adaptive Complex Networks. *Phys. Rev. Lett.* **96**, 164102 (2006).
- [80] T. Nishikawa, A.E. Motter. Network synchronization landscape reveals compensatory structures, quantization, and the positive effect of negative interactions. *Proc. Nat. Acad. Sci USA* **107**, 10342–10347 (2010).
- [81] T. Nepusz, T. Vicsek, Controlling edge dynamics in complex networks. *Nat. Phys.* **8**, 568–573 (2012).
- [82] J. Sun, A. E. Motter, Controllability transition and non-locality in network control. *Phys. Rev. Lett.* **110**, 208701 (2013).
- [83] J. Gao, Y.-Y. Liu, R. M. D'Souza, A.-L. Barabási, Target control of complex networks. *Nat. Commun.* **5**, 5415 (2014).
- [84] P. S. Skardal, A. Arenas, Control of coupled oscillator networks with application to microgrid technologies. *Science Advances* **1**, e1500339 (2015).
- [85] P. S. Skardal, D. Taylor, J. Sun. Optimal Synchronization of Complex Networks. *Phys. Rev. Lett.* **113**, 144101 (2014).
- [86] P. S. Skardal, D. Taylor, J. Sun. Optimal synchronization of directed complex networks. *Chaos* **26**, 094807 (2016).

Acknowledgements

The authors would like to express their gratitude to Alex Arenas and Javier Buldú for many interesting and fruitful discussions.

Funding

The work of JGG was supported by the Spanish MINECO via grants FIS2012-38266-C02-01 and FIS2011-25167, and by the European AQ38 Union through FET Proactive Project MULTIPLEX (Multilevel Complex Networks and Systems), contract no. 317532.

Author contribution

CIDG and SB developed the theory. SB designed the simulations. JGG implemented and carried out the simulations, and analyzed the results. All authors wrote the manuscript.

Competing interests

The authors declare they have no competing interests.

Data and material availability

All data are present in the paper and in the supplementary material.